

Check-in

Present fencers : 19

Pools Tour n° 1

Seeding : Balanced

Max score : 5

Qualified : 100%

Table

No fence off for third place

Max score : 15

Qualified : 100%

Check-in

presence	last name	first name	date of birth	gender	club	league	region	country	ranking	licence
✓	GILLIVER	Piers		♂				GBR	1	
✓	MANKO	Artem		♂				UKR	11	
✓	CHARLOT	Gaëtan		♂				FRA	17	
✓	CITERNE	Robert		♂				FRA	23	
✓	LAM WATSON	Oliver		♂				GBR	24	
✓	PLATANIA	Luca		♂				FRA	25	
✓	TOKATLIAN	Damien		♂				FRA	29	
✓	GIORGI	Enzo		♂				FRA	33	
✓	TURKAWKA	Adrien		♂				FRA	36	
✓	ROBIN	Serge		♂				FRA	48	
✓	FERNANDEZ-ANSSOUX	Quentin		♂				FRA	59	
✓	HENRY	Vincent		♂				FRA	67	
✓	SAUVENIERE	Maxime		♂				BEL	999	
✓	HERNANDEZ	François		♂				FRA	999	
✓	GEROL	Cedric		♂				FRA	999	
✓	PATIENT	Harry		♂				GBR	999	
✓	TOURAINÉ	Jérôme		♂				FRA	999	
✓	ZAKUZYLOV	Oleksii		♂				UKR	999	
✓	LUTHI	Matteo		♂				FRA	999	

Pools arrangement Tour n° 1

✓ **Pool #01**

1 GILLIVER Piers
6 PLATANIA Luca
7 TOKATLIAN Damien
12 HENRY Vincent
13 SAUVENIERE Maxime
18 ZAKUZYLOV Oleksii
19 LUTHI Matteo

✓ **Pool #02**

2 MANKO Artem
5 LAM WATSON Oliver
8 GIORGI Enzo
11 FERNANDEZ-ANSSOUX Quentin
14 HERNANDEZ François
17 TOURAINE Jérôme

✓ **Pool #03**

3 CHARLOT Gaëtan
4 CITERNE Robert
9 TURKAWKA Adrien
10 ROBIN Serge
15 GEROL Cedric
16 PATIENT Harry

Pools

Tour n° 1

Pool #01



Referee

Piste

	1	2	3	4	5	6	7	Victories	Vict./Matches	H. scored	H. received	Index	Place
GILLIVER Piers 1		V	V	V	V	V	V	6	1,000	30	6	+24	1
LUTHI Matteo 2	1		3	4	0	V	1	1	0,166	14	26	-12	6
ZAKUZYLOV Oleksii 3	1	V		V	3	V	V	4	0,666	24	17	+7	3
HENRY Vincent 4	1	V	1		4	V	2	2	0,333	18	27	-9	5
TOKATLIAN Damien 5	2	V	V	V		V	2	4	0,666	24	17	+7	3
SAUVENIERE Maxime 6	0	1	1	3	0		0	0	0,000	5	30	-25	7
PLATANIA Luca 7	1	V	2	V	V	V		4	0,666	23	15	+8	2

Pool #02



Referee

Piste

	1	2	3	4	5	6	Victories	Vict./Matches	H. scored	H. received	Index	Place
HERNANDEZ François 1		0	0	1	1	3	0	0,000	5	25	-20	6
GIORGI Enzo 2	V		V3	0	0	V	3	0,600	13	12	+1	4
FERNANDEZ-ANSSOUX Quentin 3	V	2		4	V	V	3	0,600	21	12	+9	3
MANKO Artem 4	V	V	V		V	V	5	1,000	25	9	+16	1
LAM WATSON Oliver 5	V	V	3	4		V	3	0,600	22	11	+11	2
TOURAINÉ Jérôme 6	V	0	1	0	0		1	0,200	6	23	-17	5

Pool #03



Referee

Piste

	1	2	3	4	5	6	Victories	Vict./Matches	H. scored	H. received	Index	Place
ROBIN Serge 1		V	V	4	V	4	3	0,600	23	14	+9	3
PATIENT Harry 2	2		V	0	0	1	1	0,200	8	23	-15	5
GEROL Cedric 3	1	3		0	1	2	0	0,000	7	25	-18	6
CITERNE Robert 4	V	V	V		3	2	3	0,600	20	14	+6	4
TURKAWKA Adrien 5	1	V	V	V		V	4	0,800	21	9	+12	1
CHARLOT Gaëtan 6	V	V	V	V	0		4	0,800	20	14	+6	2

Pools
Tour n° 1
Classification

place	last name	first name	club	pool #	Vict./Bouts (‰)	index	Hits scored
1	GILLIVER	Piers		1	1000	24	30
2	MANKO	Artem		2	1000	16	25
3	TURKAWKA	Adrien		3	800	12	21
4	CHARLOT	Gaëtan		3	800	6	20
5	PLATANIA	Luca		1	666	8	23
6	TOKATLIAN	Damien		1	666	7	24
6	ZAKUZYLOV	Oleksii		1	666	7	24
8	LAM WATSON	Oliver		2	600	11	22
9	ROBIN	Serge		3	600	9	23
10	FERNANDEZ-ANSSOUX	Quentin		2	600	9	21
11	CITERNE	Robert		3	600	6	20
12	GIORGI	Enzo		2	600	1	13
13	HENRY	Vincent		1	333	-9	18
14	PATIENT	Harry		3	200	-15	8
15	TOURAINÉ	Jérôme		2	200	-17	6
16	LUTHI	Matteo		1	166	-12	14
17	GEROL	Cedric		3	0	-18	7
18	HERNANDEZ	François		2	0	-20	5
19	SAUVENIERE	Maxime		1	0	-25	5

Table

Table of 32

...

Table of 8

✔ Table of 32

✔ Table of 16

✔ Table of 8

1 GILLIVER Piers		GILLIVER Piers V		GILLIVER Piers V	
17 GEROL Cedric 6			1-16.1		
16 LUTHI Matteo V	1-32.2	LUTHI Matteo 6			
9 ROBIN Serge		ROBIN Serge 10			1-8.1 GILLIVER Piers
8 LAM WATSON Oliver		LAM WATSON Oliver V	1-16.2	LAM WATSON Oliver 13	
5 PLATANIA Luca		PLATANIA Luca V6			
12 GIORGI Enzo		GIORGI Enzo 4	1-16.3	PLATANIA Luca 12	
13 HENRY Vincent		HENRY Vincent 1			1-8.2 CHARLOT Gaëtan
4 CHARLOT Gaëtan		CHARLOT Gaëtan V	1-16.4	CHARLOT Gaëtan V	
3 TURKAWKA Adrien		TURKAWKA Adrien V			
19 SAUVENIERE Maxime 12			1-16.5	TURKAWKA Adrien V	
14 PATIENT Harry V	1-32.10	PATIENT Harry 2			
11 CITERNE Robert		CITERNE Robert 13			1-8.3 TURKAWKA Adrien
6 TOKATLIAN Damien		TOKATLIAN Damien V	1-16.6	TOKATLIAN Damien 7	
7 ZAKUZYLOV Oleksii		ZAKUZYLOV Oleksii V			
10 FERNANDEZ-ANSSOUX Quentin		FERNANDEZ-ANSSOUX Quentin 9	1-16.7	ZAKUZYLOV Oleksii 14	
15 TOURAINÉ Jérôme 12					1-8.4 MANKO Artem
18 HERNANDEZ François V	1-32.15	HERNANDEZ François 3			
2 MANKO Artem		MANKO Artem V	1-16.8	MANKO Artem V	

Table
Semi-final
...
Winner

✓ Semi-final

✓ Final

1	GILLIVER Piers	V			
			1-4.1		
4	CHARLOT Gaëtan	4		GILLIVER Piers	V
3	TURKAWKA Adrien	10		1-2.1	GILLIVER Piers
2	MANKO Artem	V	1-4.2	MANKO Artem	7

Table

Classification

place	last name	first name	club
1	GILLIVER	Piers	
2	MANKO	Artem	
3	TURKAWKA	Adrien	
3	CHARLOT	Gaëtan	
5	PLATANIA	Luca	
6	TOKATLIAN	Damien	
6	ZAKUZYLOV	Oleksii	
8	LAM WATSON	Oliver	
9	ROBIN	Serge	
10	FERNANDEZ-ANSSOUX	Quentin	
11	CITERNE	Robert	
12	GIORGI	Enzo	
13	HENRY	Vincent	
14	PATIENT	Harry	
15	LUTHI	Matteo	
16	HERNANDEZ	François	
17	TOURAINÉ	Jérôme	
18	GEROL	Cedric	
19	SAUVENIERE	Maxime	

General classification

place	last name	first name	club	league	region	country
1	GILLIVER	Piers				GBR
2	MANKO	Artem				UKR
3	TURKAWKA	Adrien				FRA
3	CHARLOT	Gaëtan				FRA
5	PLATANIA	Luca				FRA
6	TOKATLIAN	Damien				FRA
6	ZAKUZYLOV	Oleksii				UKR
8	LAM WATSON	Oliver				GBR
9	ROBIN	Serge				FRA
10	FERNANDEZ-ANSSOUX	Quentin				FRA
11	CITERNE	Robert				FRA
12	GIORGI	Enzo				FRA
13	HENRY	Vincent				FRA
14	PATIENT	Harry				GBR
15	LUTHI	Matteo				FRA
16	HERNANDEZ	François				FRA
17	TOURAINÉ	Jérôme				FRA
18	GEROL	Cedric				FRA
19	SAUVENIERE	Maxime				BEL

Check-in

Present fencers : 10

Pools Tour n° 1

Seeding : Balanced

Max score : 5

Qualified : 100%

Table

No fence off for third place

Max score : 15

Qualified : 100%

Check-in

presence	last name	first name	date of birth	gender	club	league	region	country	ranking	licence
✓	COUTYA	Dimitri		♂				GBR	1	
✓	PETER	Yohan		♂				FRA	4	
✓	DATSKO	Anton		♂				UKR	10	
✓	CRATERE	Marc Andre		♂				FRA	17	
✓	CHEEMA	Balwinder		♂				GER	24	
✓	RASHID	Shah		♂				GBR	30	
✓	AMALOU	Hervé		♂				FRA	999	
✓	TADJIAN	Thomas		♂				FRA	999	
✓	JUNK	Didier		♂				FRA	999	
✓	YAKOVETS	Oleksandr		♂				UKR	999	

Pools arrangement Tour n° 1

✓ **Pool #01**

- 1 COUTYA Dimitri
- 4 CRATERE Marc Andre
- 5 CHEEMA Balwinder
- 8 TADJIAN Thomas
- 10 YAKOVETS Oleksandr

✓ **Pool #02**

- 2 PETER Yohan
- 3 DATSKO Anton
- 6 RASHID Shah
- 7 AMALOU Hervé
- 9 JUNK Didier

Pools

Tour n° 1

✓ Pool #01



Referee

Piste

	1	2	3	4	5	Victories	Vict./Matches	H. scored	H. received	Index	Place
YAKOVETS Oleksandr 1		0	V	V	V	3	0,750	15	14	+1	2
COUTYA Dimitri 2	V		V	V	V	4	1,000	20	7	+13	1
TADJIAN Thomas 3	4	2		V	3	1	0,250	14	19	-5	4
CRATERE Marc Andre 4	2	3	4		V	1	0,250	14	16	-2	3
CHEEMA Balwinder 5	3	2	V	1		1	0,250	11	18	-7	5

✓ Pool #02



Referee

Piste

	1	2	3	4	5	Victories	Vict./Matches	H. scored	H. received	Index	Place
JUNK Didier 1		2	V	0	3	1	0,250	10	16	-6	4
AMALOU Hervé 2	V		V	2	2	2	0,500	14	12	+2	3
RASHID Shah 3	1	1		3	3	0	0,000	8	19	-11	5
PETER Yohan 4	V	V4	V4		1	3	0,750	14	10	+4	2
DATSKO Anton 5	V	V	V	V		4	1,000	20	9	+11	1

Pools
Tour n° 1
Classification

place	last name	first name	club	pool #	Vict./Bouts (‰)	index	Hits scored
1	COUTYA	Dimitri		1	1000	13	20
2	DATSKO	Anton		2	1000	11	20
3	PETER	Yohan		2	750	4	14
4	YAKOVETS	Oleksandr		1	750	1	15
5	AMALOU	Hervé		2	500	2	14
6	CRATERE	Marc Andre		1	250	-2	14
7	TADJIAN	Thomas		1	250	-5	14
8	JUNK	Didier		2	250	-6	10
9	CHEEMA	Balwinder		1	250	-7	11
10	RASHID	Shah		2	0	-11	8

Table

Table of 16

...

Semi-final

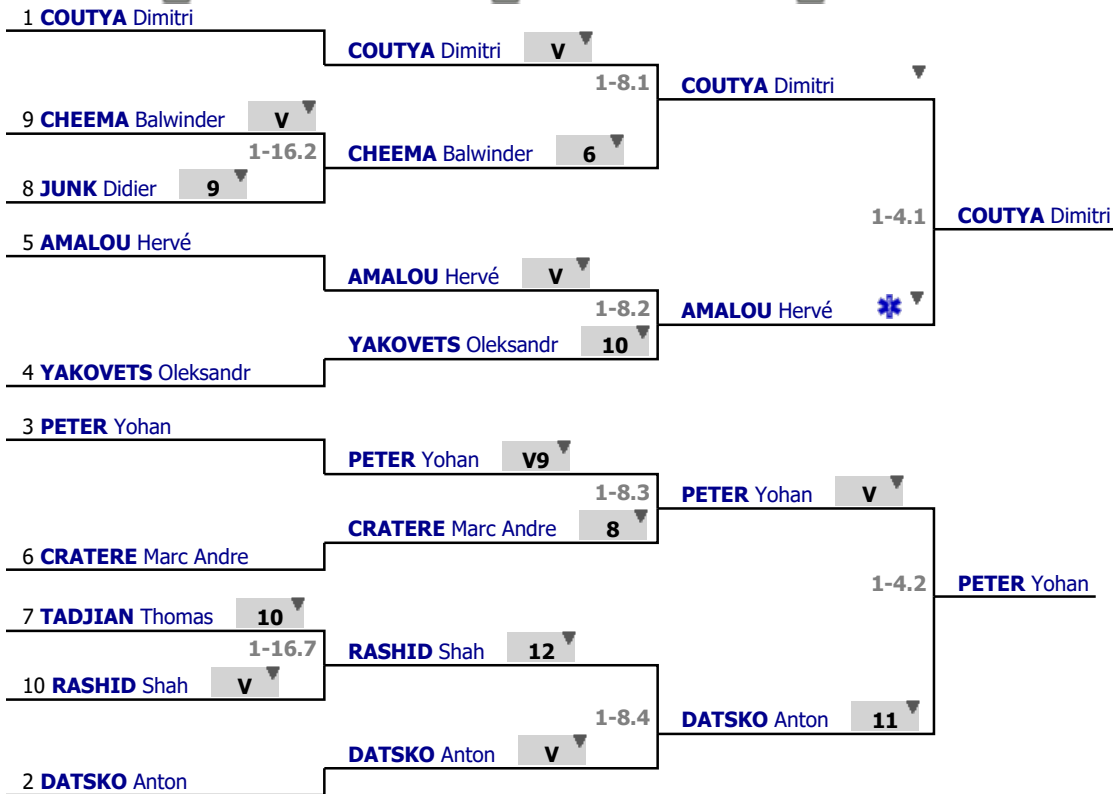
✔ Table of 16



✔ Table of 8



✔ Semi-final



Table

Final

...

Winner

✓ Final



1 **COUTYA** Dimitri

V

1-2.1

COUTYA Dimitri

3 **PETER** Yohan

9

Table

Classification

place	last name	first name	club
1	COUTYA	Dimitri	
2	PETER	Yohan	
3	DATSKO	Anton	
3	AMALOU	Hervé	
5	YAKOVETS	Oleksandr	
6	CRATERE	Marc Andre	
7	CHEEMA	Balwinder	
8	RASHID	Shah	
9	TADJIAN	Thomas	
10	JUNK	Didier	

General classification

place	last name	first name	club	league	region	country
1	COUTYA	Dimitri				GBR
2	PETER	Yohan				FRA
3	AMALOU	Hervé				FRA
3	DATSKO	Anton				UKR
5	YAKOVETS	Oleksandr				UKR
6	CRATERE	Marc Andre				FRA
7	CHEEMA	Balwinder				GER
8	RASHID	Shah				GBR
9	TADJIAN	Thomas				FRA
10	JUNK	Didier				FRA

Check-in

Present fencers : 8

Pools Tour n° 1

Seeding : Balanced

Max score : 5

Qualified : 100%

Table

No fence off for third place

Max score : 15

Qualified : 100%

Check-in

presence	last name	first name	date of birth	gender	club	league	region	country	ranking	licence
✓	BREUS	Yevehniia		♀				UKR	7	
✓	MANDRYCK	Nataliia		♀				UKR	14	
✓	VIDE	Brianna		♀				FRA	37	
✓	HOLDER	Emilie		♀				GBR	51	
✓	IVANCHIK	Mariia		♀				UKR	999	
✓	SANGANI	Christelle		♀				FRA	999	
✓	MARSHALL	Abigail		♀				GBR	999	
✓	BOURGINE	Cassiopée		♀				FRA	999	

Pools arrangement Tour n° 1

✔ **Pool #01**

- 1 BREUS Yevehniia
- 2 MANDRYCK Nataliia
- 3 VIDE Brianna
- 4 HOLDER Emilie
- 5 IVANCHIK Mariia
- 6 SANGANI Christelle
- 7 MARSHALL Abigail
- 8 BOURGINE Cassiopée

Pools

Tour n° 1

✓ Pool #01



Referee

Piste

	1	2	3	4	5	6	7	8	Victories	Vict./Matches	H. scored	H. received	Index	Place
BOURGINE Cassiopée 1		2	V	V	1	2	1	V	3	0,428	21	25	-4	5
IVANCHIK Mariia 2	V		V	4	1	2	2	V	3	0,428	24	26	-2	4
SANGANI Christelle 3	0	4		3	1	0	2	4	0	0,000	14	35	-21	8
MARSHALL Abigail 4	4	V	V		0	1	0	V	3	0,428	20	30	-10	6
BREUS Yevehniia 5	V	V	V	V		3	3	V	5	0,714	31	13	+18	3
VIDE Brianna 6	V	V	V	V	V4		3	V	6	0,857	32	15	+17	2
MANDRYCK Nataliia 7	V	V	V	V	V	V		V	7	1,000	35	13	+22	1
HOLDER Emilie 8	1	0	V	3	1	2	2		1	0,142	14	34	-20	7

Pools
Tour n° 1
Classification

place	last name	first name	club	pool #	Vict./Bouts (‰)	index	Hits scored
1	MANDRYCK	Nataliia		1	1000	22	35
2	VIDE	Brianna		1	857	17	32
3	BREUS	Yevehniia		1	714	18	31
4	IVANCHIK	Mariia		1	428	-2	24
5	BOURGINE	Cassiopée		1	428	-4	21
6	MARSHALL	Abigail		1	428	-10	20
7	HOLDER	Emilie		1	142	-20	14
8	SANGANI	Christelle		1	0	-21	14

Table

Table of 8


...

Final

✔ Table of 8

✔ Semi-final

✔ Final



Table

Classification

place	last name	first name	club
1	BREUS	Yevehniia	
2	MANDRYCK	Natalia	
3	VIDE	Brianna	
3	BOURGINE	Cassiopée	
5	IVANCHIK	Maria	
6	MARSHALL	Abigail	
7	HOLDER	Emilie	
8	SANGANI	Christelle	

General classification

place	last name	first name	club	league	region	country
1	BREUS	Yevehniia				UKR
2	MANDRYCK	Nataliia				UKR
3	VIDE	Brianna				FRA
3	BOURGINE	Cassiopée				FRA
5	IVANCHIK	Mariia				UKR
6	MARSHALL	Abigail				GBR
7	HOLDER	Emilie				GBR
8	SANGANI	Christelle				FRA

Check-in

Present fencers : 7

Pools Tour n° 1

Seeding : Balanced

Max score : 5

Qualified : 100%

Table

No fence off for third place

Max score : 15

Qualified : 100%

Check-in

presence	last name	first name	date of birth	gender	club	league	region	country	ranking	licence
✓	FEDOTA	Olena		♀				UKR	6	
✓	MOORE	Justine		♀				GBR	19	
✓	DEMAUDE	Cécile		♀				FRA	24	
✓	TAUBER	Sylvie		♀				GER	25	
✓	KAKONEN	Rikka		♀				FIN	35	
✓	SABLON	Sophie		♀				FRA	40	
✓	HUTTER	Denise		♀				GER	999	

Pools arrangement Tour n° 1

✔ **Pool #01**

- 1 FEDOTA Olena
- 2 MOORE Justine
- 3 DEMAUDE Cécile
- 4 TAUBER Sylvie
- 5 KAKONEN Rikka
- 6 SABLON Sophie
- 7 HUTTER Denise

Pools

Tour n° 1

✓ Pool #01



Referee

Piste

	1	2	3	4	5	6	7	Victories	Vict./Matches	H. scored	H. received	Index	Place
HUTTER Denise 1		V4	V	1	3	V	1	3	0,500	19	18	+1	4
MOORE Justine 2	0		V	V	V	V	0	4	0,666	20	21	-1	3
KAKONEN Rikka 3	3	0		2	1	1	1	0	0,000	8	30	-22	7
DEMAUDE Cécile 4	V	4	V		V	V	0	4	0,666	24	15	+9	2
TAUBER Sylvie 5	V	4	V	1		V	0	3	0,500	20	22	-2	5
SABLON Sophie 6	0	4	V	1	3		2	1	0,166	15	26	-11	6
FEDOTA Olena 7	V	V	V	V	V	V		6	1,000	30	4	+26	1

Pools
Tour n° 1
Classification

place	last name	first name	club	pool #	Vict./Bouts (‰)	index	Hits scored
1	FEDOTA	Olena		1	1000	26	30
2	DEMAUDE	Cécile		1	666	9	24
3	MOORE	Justine		1	666	-1	20
4	HUTTER	Denise		1	500	1	19
5	TAUBER	Sylvie		1	500	-2	20
6	SABLON	Sophie		1	166	-11	15
7	KAKONEN	Rikka		1	0	-22	8

Table

Table of 8

...

Final

✔ Table of 8



1 **FEDOTA** Olena

✔ Semi-final



FEDOTA Olena **V**

1-4.1

✔ Final



FEDOTA Olena **V**

1-2.1

FEDOTA Olena

5 **TAUBER** Sylvie **12**

1-8.2

HUTTER Denise **5**

4 **HUTTER** Denise **V**

3 **MOORE** Justine **V**

1-8.3

MOORE Justine **6**

6 **SABLON** Sophie **6**

1-4.2

DEMAUDE Cécile **11**

7 **KAKONEN** Rikka **4**

1-8.4

DEMAUDE Cécile **V**

2 **DEMAUDE** Cécile **V**

Table

Classification

place	last name	first name	club
1	FEDOTA	Olena	
2	DEMAUDE	Cécile	
3	MOORE	Justine	
3	HUTTER	Denise	
5	TAUBER	Sylvie	
6	SABLON	Sophie	
7	KAKONEN	Rikka	

General classification

place	last name	first name	club	league	region	country
1	FEDOTA	Olena				UKR
2	DEMAUDE	Cécile				FRA
3	HUTTER	Denise				GER
3	MOORE	Justine				GBR
5	TAUBER	Sylvie				GER
6	SABLON	Sophie				FRA
7	KAKONEN	Rikka				FIN

Check-in

Present fencers : 9

Pools Tour n° 1

Seeding : Balanced

Max score : 5

Qualified : 100%

Table

No fence off for third place

Max score : 15

Qualified : 100%

Check-in

presence	last name	first name	date of birth	gender	club	league	region	country	ranking	licence
✓	GILLIVERS	Piers		♂				GBR	6	
✓	MANKO	Artem		♂				UKR	7	
✓	LEMOINE	Ludovic		♂				FRA	11	
✓	CITERNE	Robert		♂				FRA	17	
✓	ROBIN	Serge		♂				FRA	26	
✓	HENRY	Vincent		♂				FRA	67	
✓	DERE	Xavier		♂				FRA	80	
✓	CROUTELLE	Baptiste		♂				FRA	999	
✓	PATIENT	Harry		♂				GBR	999	

Pools arrangement Tour n° 1

✔ **Pool #01**

- 1 GILLIVERS Piers
- 2 MANKO Artem
- 3 LEMOINE Ludovic
- 4 CITERNE Robert
- 5 ROBIN Serge
- 6 HENRY Vincent
- 7 DERE Xavier
- 8 CROUTELLE Baptiste
- 9 PATIENT Harry

Pools

Tour n° 1

✓ Pool #01



Referee

Piste

	1	2	3	4	5	6	7	8	9	Victories	Vict./Matches	H. scored	H. received	Index	Place
DERE Xavier 1		1	V	2	4	V	2	V	1	3	0,375	25	28	-3	6
CROUTELLE Baptiste 2	V		1	2	V	0	0	1	3	2	0,250	17	34	-17	8
PATIENT Harry 3	0	V		2	1	0	0	0	1	1	0,125	9	36	-27	9
MANKO Artem 4	V	V	V		V	V	0	V	V	7	0,875	35	18	+17	1
HENRY Vincent 5	V	3	V	0		0	0	2	4	2	0,250	19	35	-16	7
ROBIN Serge 6	2	V	V	4	V		3	3	V	4	0,500	32	24	+8	5
GILLIVERS Piers 7	V	V	V	V	V	V		1	2	6	0,750	33	15	+18	2
CITERNE Robert 8	1	V	V	0	V	V	V		3	5	0,625	29	22	+7	4
LEMOINE Ludovic 9	V	V	V	3	V	4	V	V		6	0,750	37	24	+13	3

Pools
Tour n° 1
Classification

place	last name	first name	club	pool #	Vict./Bouts (‰)	index	Hits scored
1	MANKO	Artem		1	875	17	35
2	GILLIVERS	Piers		1	750	18	33
3	LEMOINE	Ludovic		1	750	13	37
4	CITERNE	Robert		1	625	7	29
5	ROBIN	Serge		1	500	8	32
6	DERE	Xavier		1	375	-3	25
7	HENRY	Vincent		1	250	-16	19
8	CROUTELLE	Baptiste		1	250	-17	17
9	PATIENT	Harry		1	125	-27	9

Table

Table of 16

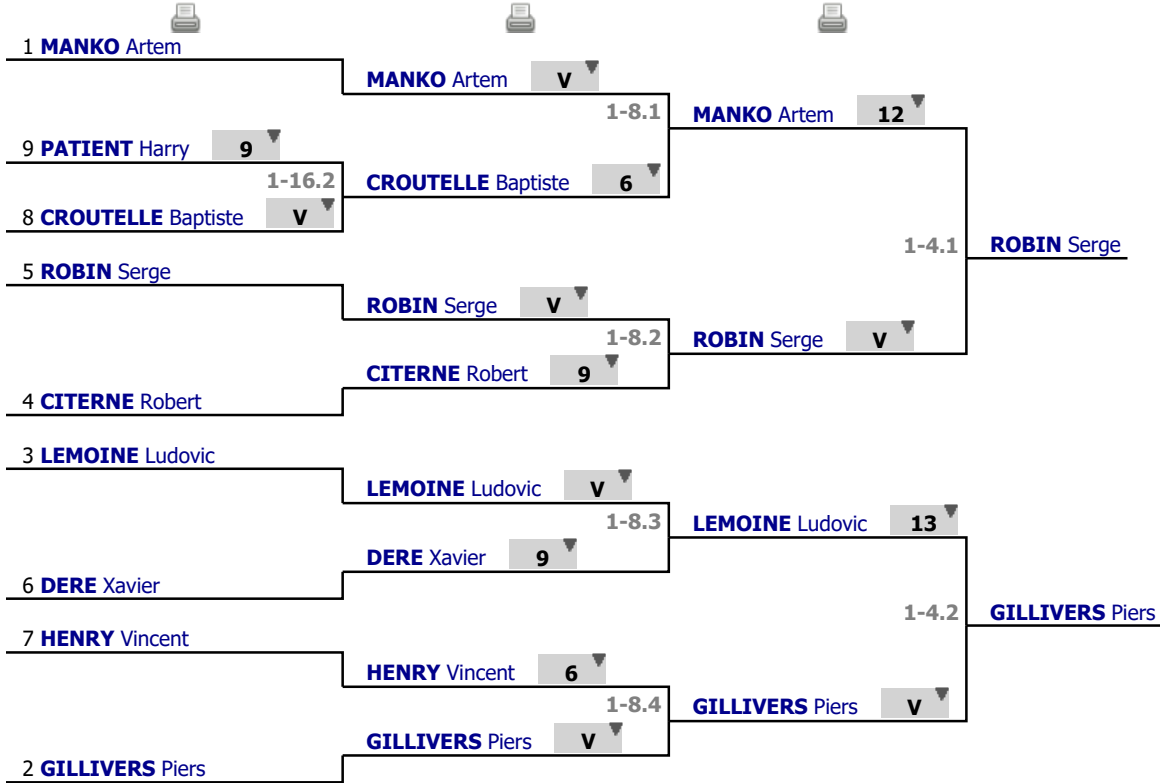
...

Semi-final

✔ Table of 16

✔ Table of 8

✔ Semi-final



Table

Final

...

Winner

✓ Final



5 **ROBIN** Serge

9

1-2.1

GILLIVERS Piers

2 **GILLIVERS** Piers

V

Table

Classification

place	last name	first name	club
1	GILLIVERS	Piers	
2	ROBIN	Serge	
3	MANKO	Artem	
3	LEMOINE	Ludovic	
5	CITERNE	Robert	
6	DERE	Xavier	
7	HENRY	Vincent	
8	CROUTELLE	Baptiste	
9	PATIENT	Harry	

General classification

place	last name	first name	club	league	region	country
1	GILLIVERS	Piers				GBR
2	ROBIN	Serge				FRA
3	MANKO	Artem				UKR
3	LEMOINE	Ludovic				FRA
5	CITERNE	Robert				FRA
6	DERE	Xavier				FRA
7	HENRY	Vincent				FRA
8	CROUTELLE	Baptiste				FRA
9	PATIENT	Harry				GBR

Check-in

Present fencers : 9

Pools Tour n° 1

Seeding : Balanced

Max score : 5

Qualified : 100%

Table

No fence off for third place

Max score : 15

Qualified : 100%

Check-in

presence	last name	first name	date of birth	gender	club	league	region	country	ranking	licence
✓	VADON	Laurent		♂				FRA	15	
✓	CRATERE	Marc André		♂				FRA	16	
✓	PETER	Yohan		♂				FRA	17	
✓	SEROZENKO	Dmitro		♂				UKR	19	
✓	RACHID	Shah		♂				GBR	21	
✓	CHEEMA	Ballwinder		♂				GER	24	
✓	YAKOVETS	Oleksandr		♂				UKR	999	
✓	DOISY	David		♂				FRA	999	
✓	JUNK	Didier		♂				FRA	999	

Pools arrangement Tour n° 1

✔ **Pool #01**

- 1 VADON Laurent
- 2 CRATERE Marc André
- 3 PETER Yohan
- 4 SEROZENKO Dmitro
- 5 RACHID Shah
- 6 CHEEMA Ballwinder
- 7 YAKOVETS Oleksandr
- 8 DOISY David
- 9 JUNK Didier

Pools

Tour n° 1

✓ Pool #01



Referee

Piste

	1	2	3	4	5	6	7	8	9	Victories	Vict./Matches	H. scored	H. received	Index	Place
DOISY David 1		4	V	2	V	2	4	V	V	4	0,500	32	34	-2	5
JUNK Didier 2	V		2	1	2	0	4	2	0	1	0,125	16	39	-23	9
YAKOVETS Oleksandr 3	3	V		4	V	1	2	V	V	4	0,500	30	33	-3	6
RACHID Shah 4	V	V	V		V	1	V	4	3	5	0,625	33	28	+5	2
CHEEMA Ballwinder 5	4	V	3	4		1	3	V	V	3	0,375	30	33	-3	7
SEROZENKO Dmitro 6	V	V	V	V	V		V	V	V	8	1,000	40	12	+28	1
VADON Laurent 7	V	V	V	2	V	4		3	3	4	0,500	32	33	-1	4
PETER Yohan 8	3	V	4	V	2	2	V		3	3	0,375	29	34	-5	8
CRATERE Marc André 9	4	V	4	V	4	1	V	V		4	0,500	33	29	+4	3

Pools
Tour n° 1
Classification

place	last name	first name	club	pool #	Vict./Bouts (‰)	index	Hits scored
1	SEROZENKO	Dmitro		1	1000	28	40
2	RACHID	Shah		1	625	5	33
3	CRATERE	Marc André		1	500	4	33
4	VADON	Laurent		1	500	-1	32
5	DOISY	David		1	500	-2	32
6	YAKOVETS	Oleksandr		1	500	-3	30
7	CHEEMA	Ballwinder		1	375	-3	30
8	PETER	Yohan		1	375	-5	29
9	JUNK	Didier		1	125	-23	16

Table

Table of 16

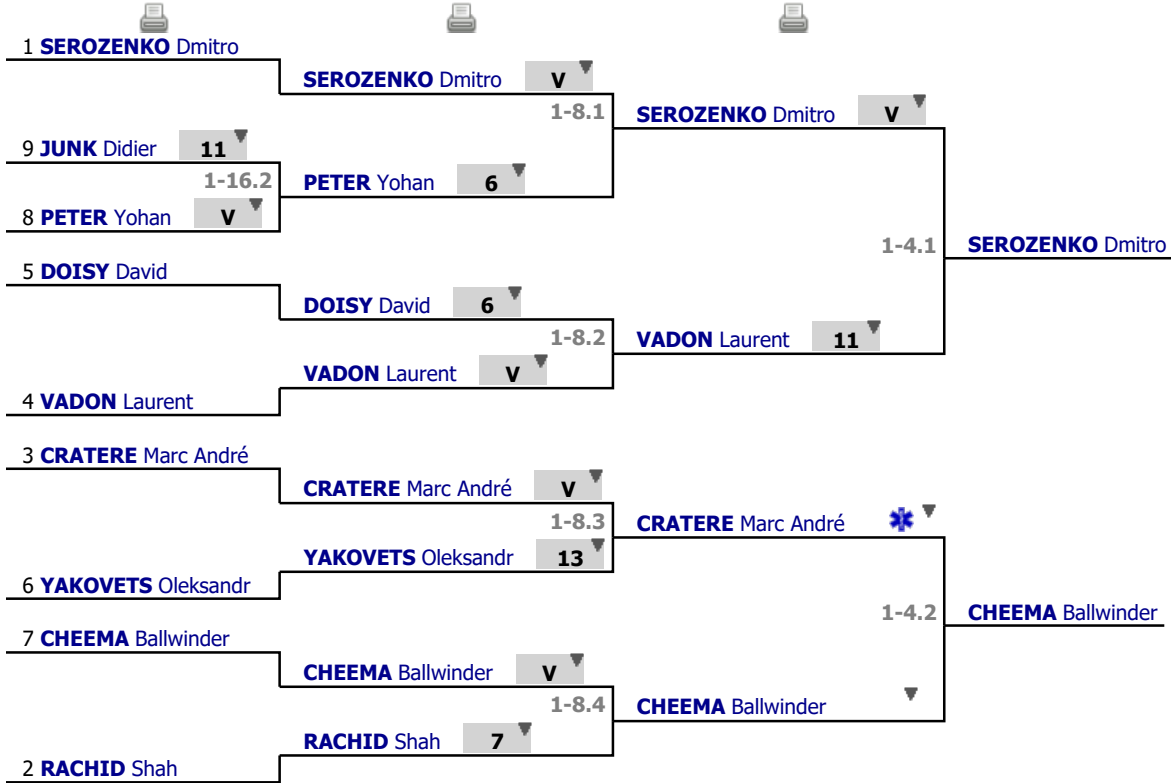
...

Semi-final

✔ Table of 16

✔ Table of 8

✔ Semi-final



Table

Final

...

Winner

✓ Final



1 **SEROZENKO** Dmitro

V

1-2.1

SEROZENKO Dmitro

7 **CHEEMA** Ballwinder

4

Table

Classification

place	last name	first name	club
1	SEROZENKO	Dmitro	
2	CHEEMA	Ballwinder	
3	CRATERE	Marc André	
3	VADON	Laurent	
5	RACHID	Shah	
6	DOISY	David	
7	YAKOVETS	Oleksandr	
8	PETER	Yohan	
9	JUNK	Didier	

General classification

place	last name	first name	club	league	region	country
1	SEROZENKO	Dmitro				UKR
2	CHEEMA	Ballwinder				GER
3	CRATERE	Marc André				FRA
3	VADON	Laurent				FRA
5	RACHID	Shah				GBR
6	DOISY	David				FRA
7	YAKOVETS	Oleksandr				UKR
8	PETER	Yohan				FRA
9	JUNK	Didier				FRA

Check-in

Present fencers : 6

Pools Tour n° 1

Seeding : Balanced

Max score : 5

Qualified : 100%

Table

No fence off for third place

Max score : 15

Qualified : 100%

Check-in

presence	last name	first name	date of birth	gender	club	league	region	country	ranking	licence
✓	FEDOTA	Olena		♀				UKR	4	
✓	DOLOH	Nadiia		♀				UKR	7	
✓	TAUBER	Sylvie		♀				GER	8	
✓	SABLON	Sophie		♀				FRA	14	
✓	DEMAUDE	Cécile		♀				FRA	31	
✓	KAHKONEN	Riikka		♀				FIN	34	

Pools arrangement

Tour n° 1

✓ **Pool #01**

- 1 FEDOTA Olena
- 2 DOLOH Nadiia
- 3 TAUBER Sylvie
- 4 SABLON Sophie
- 5 DEMAUDE Cécile
- 6 KAHKONEN Riikka

Pools

Tour n° 1

✓ Pool #01



Referee

Piste

	1	2	3	4	5	6	Victories	Vict./Matches	H. scored	H. received	Index	Place
KAHKONEN Riikka 1		2	1	0	0	3	0	0,000	6	25	-19	6
SABLON Sophie 2	V		4	4	V	V	3	0,600	23	20	+3	3
TAUBER Sylvie 3	V	V		0	V	V	4	0,800	20	12	+8	2
FEDOTA Olena 4	V	V	V		V	V	5	1,000	25	8	+17	1
DEMAUDE Cécile 5	V	4	1	3		1	1	0,200	14	20	-6	5
DOLOH Nadiia 6	V	4	1	1	V		2	0,400	16	19	-3	4

Pools
Tour n° 1
Classification

place	last name	first name	club	pool #	Vict./Bouts (‰)	index	Hits scored
1	FEDOTA	Olena		1	1000	17	25
2	TAUBER	Sylvie		1	800	8	20
3	SABLON	Sophie		1	600	3	23
4	DOLOH	Nadiia		1	400	-3	16
5	DEMAUDE	Cécile		1	200	-6	14
6	KAHKONEN	Riikka		1	0	-19	6

Table

Table of 8

...

Final

✔ Table of 8



1 **FEDOTA** Olena

✔ Semi-final



FEDOTA Olena **V**

1-4.1

✔ Final



FEDOTA Olena **V**

1-2.1

FEDOTA Olena

5 **DEMAUDE** Cécile **13**

1-8.2

DOLOH Nadiia **12**

4 **DOLOH** Nadiia **V**

3 **SABLON** Sophie **V**

1-8.3

SABLON Sophie **3**

6 **KAHKONEN** Riikka **4**

1-4.2

TAUBER Sylvie **4**

2 **TAUBER** Sylvie

TAUBER Sylvie **V**

Table

Classification

place	last name	first name	club
1	FEDOTA	Olena	
2	TAUBER	Sylvie	
3	SABLON	Sophie	
3	DOLOH	Nadiia	
5	DEMAUDE	Cécile	
6	KAHKONEN	Riikka	

General classification

place	last name	first name	club	league	region	country
1	FEDOTA	Olena				UKR
2	TAUBER	Sylvie				GER
3	DOLOH	Nadiia				UKR
3	SABLON	Sophie				FRA
5	DEMAUDE	Cécile				FRA
6	KAHKONEN	Riikka				FIN

Check-in

Present fencers : 7

Pools Tour n° 1

Seeding : Balanced

Max score : 5

Qualified : 100%

Table

No fence off for third place

Max score : 15

Qualified : 100%

Check-in

presence	last name	first name	date of birth	gender	club	league	region	country	ranking	licence
✓	MANDRYCK	Nataliia		♀				UKR	12	
✓	VIDE	Brianna		♀				FRA	22	
✓	HOLDER	Emilie		♀				GBR	44	
✓	SANGANI	Christelle		♀				FRA	999	
✓	IVANCHYK	Mariia		♀				UKR	999	
✓	MAXIMIN	Anne Sophie		♀				FRA	999	
✓	MARSHALL	Abigail		♀				GBR	999	

Pools arrangement

Tour n° 1

✔ **Pool #01**

- 1 MANDRYCK Nataliia
- 2 VIDE Brianna
- 3 HOLDER Emilie
- 4 SANGANI Christelle
- 5 IVANCHYK Mariia
- 6 MAXIMIN Anne Sophie
- 7 MARSHALL Abigail

Pools

Tour n° 1

✓ Pool #01



Referee

Piste

	1	2	3	4	5	6	7	Victories	Vict./Matches	H. scored	H. received	Index	Place
MARSHALL Abigail 1		V	V	V	0	V	V	5	0,833	25	19	+6	3
IVANCHYK Mariia 2	4		0	3	1	V	V	2	0,333	18	21	-3	5
VIDE Brianna 3	4	V		V	V	V	V	5	0,833	29	10	+19	2
MAXIMIN Anne Sophie 4	2	V	1		0	V	V	3	0,500	18	22	-4	4
MANDRYCK Nataliia 5	V	V	3	V		V	V	5	0,833	28	7	+21	1
HOLDER Emilie 6	1	0	0	2	1		V	1	0,166	9	25	-16	6
SANGANI Christelle 7	3	1	1	2	0	0		0	0,000	7	30	-23	7

Pools

Tour n° 1

Classification

place	last name	first name	club	pool #	Vict./Bouts (‰)	index	Hits scored
1	MANDRYCK	Nataliia		1	833	21	28
2	VIDE	Brianna		1	833	19	29
3	MARSHALL	Abigail		1	833	6	25
4	MAXIMIN	Anne Sophie		1	500	-4	18
5	IVANCHYK	Mariia		1	333	-3	18
6	HOLDER	Emilie		1	166	-16	9
7	SANGANI	Christelle		1	0	-23	7

Table

Table of 8

...

Final

✔ Table of 8



1	MANDRYCK Nataliia	
5	IVANCHYK Mariia	V
4	MAXIMIN Anne Sophie	14
3	MARSHALL Abigail	V
6	HOLDER Emilie	0
7	SANGANI Christelle	0
2	VIDE Brianna	V

MANDRYCK Nataliia **V**
1-4.1

IVANCHYK Mariia **2**

MARSHALL Abigail **9**

VIDE Brianna **V**

VIDE Brianna **V**

✔ Semi-final



✔ Final



MANDRYCK Nataliia **12**

1-2.1 **VIDE** Brianna

VIDE Brianna **V**

Table

Classification

place	last name	first name	club
1	VIDE	Brianna	
2	MANDRYCK	Natalia	
3	MARSHALL	Abigail	
3	IVANCHYK	Mariia	
5	MAXIMIN	Anne Sophie	
6	HOLDER	Emilie	
7	SANGANI	Christelle	

General classification

place	last name	first name	club	league	region	country
1	VIDE	Brianna				FRA
2	MANDRYCK	Natalia				UKR
3	IVANCHYK	Maria				UKR
3	MARSHALL	Abigail				GBR
5	MAXIMIN	Anne Sophie				FRA
6	HOLDER	Emilie				GBR
7	SANGANI	Christelle				FRA

Check-in

Present fencers : 6

Pools Tour n° 1

Seeding : Balanced

Max score : 5

Qualified : 100%

Table

No fence off for third place

Max score : 15

Qualified : 100%

Check-in

presence	last name	first name	date of birth	gender	club	league	region	country	ranking	licence
✓	TAUBER	Sylvie		♀				GER	13	
✓	DOLOH	Nadiia		♀				UKR	18	
✓	SABLON	Sophie		♀				FRA	19	
✓	MOORE	Justine		♀				GBR	23	
✓	DEMAUDE	Cécile		♀				FRA	26	
✓	KAKONEN	Rikka		♀				FIN	32	

Pools arrangement

Tour n° 1

✔ **Pool #01**

- 1 TAUBER Sylvie
- 2 DOLOH Nadiia
- 3 SABLON Sophie
- 4 MOORE Justine
- 5 DEMAUDE Cécile
- 6 KAKONEN Rikka

Pools

Tour n° 1

✓ Pool #01



Referee

Piste

	1	2	3	4	5	6	Victories	Vict./Matches	H. scored	H. received	Index	Place
SABLON Sophie 1		V	V	3	4	4	2	0,400	21	18	+3	4
KAKONEN Rikka 2	1		1	2	1	2	0	0,000	7	25	-18	6
DEMAUDE Cécile 3	2	V		V	V	V	4	0,800	22	17	+5	2
MOORE Justine 4	V	V	4		V	1	3	0,600	20	17	+3	3
TAUBER Sylvie 5	V	V	3	2		2	2	0,400	17	20	-3	5
DOLOH Nadiia 6	V	V	4	V	V		4	0,800	24	14	+10	1

Pools
Tour n° 1
Classification

place	last name	first name	club	pool #	Vict./Bouts (‰)	index	Hits scored
1	DOLOH	Nadiia		1	800	10	24
2	DEMAUDE	Cécile		1	800	5	22
3	MOORE	Justine		1	600	3	20
4	SABLON	Sophie		1	400	3	21
5	TAUBER	Sylvie		1	400	-3	17
6	KAKONEN	Rikka		1	0	-18	7

Table

Table of 8

...

Final

✔ Table of 8



1 **DOLOH** Nadiia

✔ Semi-final



DOLOH Nadiia **V**

1-4.1

✔ Final



DOLOH Nadiia **V**

1-2.1

DOLOH Nadiia

5 **TAUBER** Sylvie **7**

1-8.2

SABLON Sophie **10**

4 **SABLON** Sophie **V**

3 **MOORE** Justine **V**

1-8.3

MOORE Justine **V**

6 **KAKONEN** Rikka **6**

1-4.2

MOORE Justine **4**

2 **DEMAUDE** Cécile

DEMAUDE Cécile **11**

Table

Classification

place	last name	first name	club
1	DOLOH	Nadiia	
2	MOORE	Justine	
3	DEMAUDE	Cécile	
3	SABLON	Sophie	
5	TAUBER	Sylvie	
6	KAKONEN	Rikka	

General classification

place	last name	first name	club	league	region	country
1	DOLOH	Nadiia				UKR
2	MOORE	Justine				GBR
3	DEMAUDE	Cécile				FRA
3	SABLON	Sophie				FRA
5	TAUBER	Sylvie				GER
6	KAKONEN	Rikka				FIN

Check-in

Present fencers : 12

Pools Tour n° 1

Seeding : Balanced

Max score : 5

Qualified : 100%

Table

No fence off for third place

Max score : 15

Qualified : 100%

Check-in

presence	last name	first name	date of birth	gender	club	league	region	country	ranking	licence
✓	TOKATLIAN	Damien		♂				FRA	4	
✓	LEMOINE	Ludovic		♂				FRA	14	
✓	LAM WATSON	Oliver		♂				GBR	25	
✓	PLATANIA	Luca		♂				FRA	28	
✓	CHARLOT	Gaëtan		♂				FRA	29	
✓	FERNANDEZ-ANSSOUX	Quentin		♂				FRA	37	
✓	HENRY	Vincent		♂				FRA	43	
✓	GIORGI	Enzo		♂				FRA	46	
✓	TURKAWKA	Adrien		♂				FRA	47	
✓	GILLIVER	Piers		♂				GBR	999	
✓	TOURAINÉ	Jérôme		♂				FRA	999	
✓	ZAKUZYLOV	Oleksii		♂				UKR	999	

Pools arrangement

Tour n° 1

✓ **Pool #01**

- 1 TOKATLIAN Damien
- 4 PLATANIA Luca
- 5 CHARLOT Gaëtan
- 8 GIORGI Enzo
- 10 GILLIVER Piers
- 12 ZAKUZYLOV Oleksii

✓ **Pool #02**

- 2 LEMOINE Ludovic
- 3 LAM WATSON Oliver
- 6 FERNANDEZ-ANSSOUX Quentin
- 7 HENRY Vincent
- 9 TURKAWKA Adrien
- 11 TOURAINE Jérôme

Pools

Tour n° 1

✓ Pool #01



Referee

Piste

✓ Pool #02



Referee

Piste

	1	2	3	4	5	6	Victories	Vict./Matches	H. scored	H. received	Index	Place
ZAKUZYLOV Oleksii 1		2	2	V	0	1	1	0,200	10	22	-12	6
GILLIVER Piers 2	V		V	3	V	3	3	0,600	21	17	+4	3
GIORGI Enzo 3	V	1		V	4	3	2	0,400	18	20	-2	4
CHARLOT Gaëtan 4	2	V	3		1	0	1	0,200	11	23	-12	5
PLATANIA Luca 5	V	4	V	V		3	3	0,600	22	15	+7	2
TOKATLIAN Damien 6	V	V	V	V	V		5	1,000	25	10	+15	1

	1	2	3	4	5	6	Victories	Vict./Matches	H. scored	H. received	Index	Place
TOURAINÉ Jérôme 1		0	0	0	0	1	0	0,000	1	25	-24	6
FERNANDEZ-ANSSOUX Quentin 2	V		V	V	3	0	3	0,600	18	11	+7	3
HENRY Vincent 3	V	1		3	2	0	1	0,200	11	20	-9	5
TURKAWKA Adrien 4	V	0	V		1	1	2	0,400	12	18	-6	4
LAM WATSON Oliver 5	V	V	V	V		V	5	1,000	25	6	+19	1
LEMOINE Ludovic 6	V	V	V	V	0		4	0,800	20	7	+13	2

Pools
Tour n° 1
Classification

place	last name	first name	club	pool #	Vict./Bouts (‰)	index	Hits scored
1	LAM WATSON	Oliver		2	1000	19	25
2	TOKATLIAN	Damien		1	1000	15	25
3	LEMOINE	Ludovic		2	800	13	20
4	PLATANIA	Luca		1	600	7	22
5	FERNANDEZ-ANSSOUX	Quentin		2	600	7	18
6	GILLIVER	Piers		1	600	4	21
7	GIORGI	Enzo		1	400	-2	18
8	TURKAWKA	Adrien		2	400	-6	12
9	HENRY	Vincent		2	200	-9	11
10	CHARLOT	Gaëtan		1	200	-12	11
11	ZAKUZYLOV	Oleksii		1	200	-12	10
12	TOURAINÉ	Jérôme		2	0	-24	1

Table

Table of 16

...

Semi-final

✓ Table of 16



✓ Table of 8



✓ Semi-final



1 LAM WATSON Oliver		LAM WATSON Oliver V		LAM WATSON Oliver 11	
9 HENRY Vincent 12	1-8.1				
8 TURKAWKA Adrien V	1-16.2	TURKAWKA Adrien 1			
5 FERNANDEZ-ANSSOUX Quentin V					
12 TOURAINÉ Jérôme 2	1-16.3	FERNANDEZ-ANSSOUX Quentin 12			
4 PLATANIA Luca		PLATANIA Luca V	1-8.2	PLATANIA Luca V	1-4.1 PLATANIA Luca
3 LEMOINE Ludovic					
11 ZAKUZYLOV Oleksii 7	1-8.3	LEMOINE Ludovic 9			
6 GILLIVER Piers V	1-16.6	GILLIVER Piers V			
7 GIORGI Enzo 13					
10 CHARLOT Gaëtan V	1-16.7	CHARLOT Gaëtan 6			
2 TOKATLIAN Damien		TOKATLIAN Damien V	1-8.4	TOKATLIAN Damien 13	1-4.2 GILLIVER Piers

Table

Final

...

Winner

✓ Final



4	PLATANIA Luca	11	
		1-2.1	GILLIVER Piers
6	GILLIVER Piers	V	

Table

Classification

place	last name	first name	club
1	GILLIVER	Piers	
2	PLATANIA	Luca	
3	LAM WATSON	Oliver	
3	TOKATLIAN	Damien	
5	LEMOINE	Ludovic	
6	FERNANDEZ-ANSSOUX	Quentin	
7	TURKAWKA	Adrien	
8	CHARLOT	Gaëtan	
9	GIORGI	Enzo	
10	HENRY	Vincent	
11	ZAKUZYLOV	Oleksii	
12	TOURAINÉ	Jérôme	

General classification

place	last name	first name	club	league	region	country
1	GILLIVER	Piers				GBR
2	PLATANIA	Luca				FRA
3	LAM WATSON	Oliver				GBR
3	TOKATLIAN	Damien				FRA
5	LEMOINE	Ludovic				FRA
6	FERNANDEZ-ANSSOUX	Quentin				FRA
7	TURKAWKA	Adrien				FRA
8	CHARLOT	Gaëtan				FRA
9	GIORGI	Enzo				FRA
10	HENRY	Vincent				FRA
11	ZAKUZYLOV	Oleksii				UKR
12	TOURAINÉ	Jérôme				FRA

Check-in

Present fencers : 5

Pools Tour n° 1

Seeding : Balanced

Max score : 5

Qualified : 100%

Table

No fence off for third place

Max score : 15

Qualified : 100%

Check-in

presence	last name	first name	date of birth	gender	club	league	region	country	ranking	licence
✓	COUTYA	Dimitri		♂				GBR	1	
✓	DATSKO	Anton		♂				UKR	6	
✓	VADON	Laurent		♂				FRA	15	
✓	SEROZENKO	Dmytro		♂				UKR	18	
✓	DOISY	David		♂				FRA	999	

Pools arrangement

Tour n° 1

✓ **Pool #01**

- 1 COUTYA Dimitri
- 2 DATSKO Anton
- 3 VADON Laurent
- 4 SEROZENKO Dmytro
- 5 DOISY David

Pools

Tour n° 1

✓ Pool #01



Referee

Piste

	1	2	3	4	5	Victories	Vict./Matches	H. scored	H. received	Index	Place
COUTYA Dimitri 1		V	2	V	V	3	0,750	17	9	+8	1
SEROZENKO Dmytro 2	2		V	V	V	3	0,750	17	12	+5	3
DATSKO Anton 3	V	2		V	V	3	0,750	17	10	+7	2
VADON Laurent 4	1	3	1		V	1	0,250	10	17	-7	4
DOISY David 5	1	2	2	2		0	0,000	7	20	-13	5

Pools
Tour n° 1
Classification

place	last name	first name	club	pool #	Vict./Bouts (‰)	index	Hits scored
1	COUTYA	Dimitri		1	750	8	17
2	DATSKO	Anton		1	750	7	17
3	SEROZENKO	Dmytro		1	750	5	17
4	VADON	Laurent		1	250	-7	10
5	DOISY	David		1	0	-13	7

Table

Table of 8

...

Final

✔ Table of 8



1 **COUTYA** Dimitri

✔ Semi-final



COUTYA Dimitri **V**

1-4.1

✔ Final



COUTYA Dimitri **V**

5 **DOISY** David **10**

1-8.2

VADON Laurent **5**

4 **VADON** Laurent **V**

1-2.1

COUTYA Dimitri

3 **SEROZENKO** Dmytro

SEROZENKO Dmytro **11**

1-4.2

DATSKO Anton **9**

2 **DATSKO** Anton

DATSKO Anton **V**

Table

Classification

place	last name	first name	club
1	COUTYA	Dimitri	
2	DATSKO	Anton	
3	SEROZENKO	Dmytro	
3	VADON	Laurent	
5	DOISY	David	

General classification

place	last name	first name	club	league	region	country
1	COUTYA	Dimitri				GBR
2	DATSKO	Anton				UKR
3	SEROZENKO	Dmytro				UKR
3	VADON	Laurent				FRA
5	DOISY	David				FRA